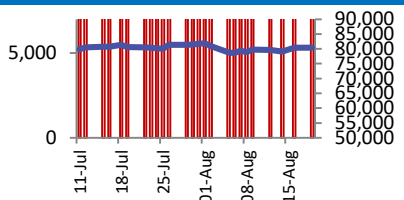
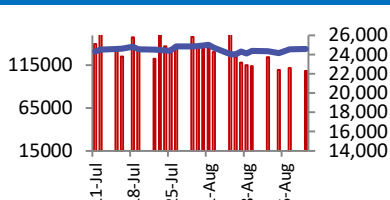


BSE		NSE																													
	<table border="1"> <tr><td>Open</td><td>80680</td></tr> <tr><td>High</td><td>80724</td></tr> <tr><td>Low</td><td>80333</td></tr> <tr><td>Close</td><td>80425</td></tr> <tr><td>Change</td><td>-12</td></tr> <tr><td>Volume (Lacs)</td><td>8334</td></tr> <tr><td>Turnover (Rs.inCr)</td><td>8244</td></tr> </table>	Open	80680	High	80724	Low	80333	Close	80425	Change	-12	Volume (Lacs)	8334	Turnover (Rs.inCr)	8244		<table border="1"> <tr><td>Open</td><td>24636</td></tr> <tr><td>High</td><td>24639</td></tr> <tr><td>Low</td><td>24523</td></tr> <tr><td>Close</td><td>24573</td></tr> <tr><td>Change</td><td>32</td></tr> <tr><td>Volume(Lacs)</td><td>41275</td></tr> <tr><td>Turnover(Rs.in Cr)</td><td>108403</td></tr> </table>	Open	24636	High	24639	Low	24523	Close	24573	Change	32	Volume(Lacs)	41275	Turnover(Rs.in Cr)	108403
Open	80680																														
High	80724																														
Low	80333																														
Close	80425																														
Change	-12																														
Volume (Lacs)	8334																														
Turnover (Rs.inCr)	8244																														
Open	24636																														
High	24639																														
Low	24523																														
Close	24573																														
Change	32																														
Volume(Lacs)	41275																														
Turnover(Rs.in Cr)	108403																														

World Markets	Current	Previous	Pt. Chg	Var(%)
Dow	40897	40660	237	0.6%
Dow Futures	41015	41020	(5)	0.0%
Nasdaq	17877	17632	245	1.4%
FTSE	8357	8311	46	0.5%
Nikkei	38021	37389	633	1.7%
Hang Seng	17520	17570	(49)	-0.3%
Gift Nifty	24639	24660	(22)	-0.1%
Straits Singapore	3366	3356	11	0.3%
South Korea	2698	2674	24	0.9%
Taiwan	22490	22410	80	0.4%
Shanghai	2871	2894	(23)	-0.8%

Commodity Prices	Current	Previous	Pt. Chg	Var(%)
Copper (\$/MT)	9252	9116	136.5	1.5%
Alumin (\$/MT)	2446	2366	80.0	3.4%
Zinc (\$/MT)	2787	2763	24.5	0.9%
Brent Crude (\$/bbl)	77.3	77.7	(0.3)	-0.4%
Gold (\$/Ounce)	2499	2504	(4.9)	-0.2%
Silver (\$/Ounce)	29.2	29.4	(0.2)	-0.8%
Light Crude (\$/bbl)	74.0	74.4	(0.4)	-0.5%
N G (\$/mmbtu)	2.2	2.2	0.0	0.4%
Sugar (\$/MT)	513.7	516.7	(3.0)	-0.6%
Rubber (Rs./kg)	235.0	238.0	(3.0)	-1.3%
Baltic Dry Index	1708	1691	17.0	1.0%

Currency Exchange Rate	Current	Previous	Var(%)
Rs./\$ rate	83.87	83.95	-0.10%
Rs./ Euro	92.56	92.27	0.31%
Rs./Chinese Yuan	11.75	11.75	0.00%
Yen /\$ rate	146.77	146.59	0.12%
\$ US/Euro	1.11	1.11	-0.04%

Dollar Index	Current	Previous	Var(%)
Dollar Index	105.26	105.28	-0.02%

Support/ Resistance Levels for Today		
	Nifty	Bank Nifty Fut
Support 1	24500	50340
Support 2	24430	50000
Resistance	24650	50740

Securities in Ban For Trade	
AARTIIND	ABFRL
BANDHANBK	BALRAMCHIN
BSOFT	CHAMBLFERT
GNFC	GRANULES
HINDCOPPER	INDIACEM
INDIAMART	LICHSGFIN
MANAPPURAM	NMDC
PEL	PNB
RBLBANK	SAIL
SUN TV	

Market Review

US: US stocks rose for the eighth consecutive session, marking the longest winning streak of 2024, as investors anticipate that the Federal Reserve may soon signal a shift towards reducing interest rates.

Asia: Share indices in Asia-Pacific region were trading higher in early trade on Tuesday as market participants await China's loan prime rate, and the Reserve Bank of Australia's August policy minutes.

India: The Indian benchmark indices ended mixed on Monday as the NSE Nifty 50 closed 31.50 points or 0.13%, higher at 24,572.65, and the S&P BSE Sensex settled 12.16 points or 0.02%, lower at 80,424.68. **Market is expected to open on a positive note and likely to witness range bound move during the day.**

Global economy: The Reserve Bank of Australia had considered raising interest rates earlier in August, the minutes of its recent meeting showed, amid persistent concerns that inflation will remain sticky for longer. But the central bank settled on a hold, keeping its cash target rate unchanged at 4.35%. Members of the central bank's rate-setting committee noted that the risk of inflation not reaching the RBA's 2% to 3% annual target by late-2025 had risen materially, the minutes showed. There were also growing doubts over whether current monetary conditions were restrictive enough to bring inflation back within the RBA's target. These concerns saw policymakers consider a potential hike.

The People's Bank of China kept its benchmark loan prime rate unchanged on Tuesday after a surprise cut in July, with Beijing maintaining ultra-loose monetary policies to help support economic growth. The PBOC kept its one-year loan prime rate at 3.35%, as expected, while the five-year LPR, which is used to determine mortgage prices, was maintained at 3.85%. The central bank had unexpectedly trimmed both rates by about 10 basis points in July, with the move coming amid a slew of measures to help shore up local economic growth.

Commodities: Oil prices edged lower on Tuesday as Israel accepted a proposal to tackle disagreements blocking a ceasefire deal in Gaza, helping ease worries about a supply disruption in the Middle East.

Gold prices held above the \$2,500 mark on Tuesday, buoyed by a weaker U.S. dollar and Treasury yields, while traders awaited minutes of the Federal Reserve's last policy meeting for further cues on interest rate cuts.

Currency: The ringgit continued its appreciation against the US dollar today as investors are bullish on the expectations that the US Federal Reserve (US Fed) will cut interest rates.

PNB

FII Derivative Transactions (Rs. Cr)

Contracts	Purchase		Sell		Net	Open Interest (OI)		OI (Previous day)		Change	
	Contract	Value	Contract	Value		Contract	Value	Contract	Value	Contract	Value
Index Future	29918	1982	34527	2286	(304)	550906	36461	555013	36717	(4107)	(256)
Index Option	31830038	2087482	31727608	2075443	12039	5673083	371830	5393296	349729	279787	22101
Stock Future	266629	21199	264282	21412	(213)	4178449	322211	4177716	321358	733	853
Stock Option	532967	43641	545177	44556	(915)	867356	68041	845646	65966	21710	2075
Total	32659552	2154304	32571594	2143697	10607	11269794	798543	10971671	773770	298123	24773

FII All Activity-BBG (Rs Cr)	Buy	Sell	Net
9-Aug-24	11073	12234	(1161)
12-Aug-24	16013	18824	(2811)
13-Aug-24	15154	16573	(1420)
14-Aug-24	15309	17686	(2378)
16-Aug-24	19298	18101	1196
Month to date- Aug	179042	196193	(17151)
FII (Prov.) (Rs Cr)	Buy	Sell	Net
12-Aug-24	13846	18527	(4681)
13-Aug-24	14502	16610	(2107)
14-Aug-24	14970	17565	(2595)
16-Aug-24	18494	17728	767
19-Aug-24	12084	14752	(2667)
Month to date-Aug	175096	206741	(31644)
DII (Prov.) (Rs. Cr)	Buy	Sell	Net
12-Aug-24	13702	9224	4478
13-Aug-24	13006	11766	1240
14-Aug-24	12269	10033	2236
16-Aug-24	12796	10190	2606
19-Aug-24	11138	9335	1803
Month to date-Aug	174637	138774	35863
FII Debt - BBG (Rs. Cr)	Buy	Sell	Net
9-Aug-24	2057	1183	874
13-Aug-24	636	53	583
13-Aug-24	636	53	583
14-Aug-24	885	397	488
16-Aug-24	1220	760	460
Month to date- Aug	17410	9545	7865

Market Breadth	BSE		NSE	
	No.	%	No.	%
Advance	2715	65%	1917	69%
Decline	1325	32%	788	28%
Unchanged	125	3%	80	3%

Market Turnover	19-Aug	16-Aug	Var (%)
BSE Cash	8244	8407	-2%
NSE Cash	108403	111623	-3%
NSE Futures	119929	157652	-24%
NSE Options	28670103	14661133	96%
Total (Rs.Cr)	28906679	14938815	94%

Volatility Index	19-Aug	16-Aug
Volatility Index	14.32	14.40

Index PE - TTM	19-Aug	Yr. High	Yr. Low
Sensex	23.6	26.0	21.8
Nifty	22.8	28.8	20.3

Corporate News

Bajaj Auto to increase accounting provision for deferred tax by ₹211 crore due to indexation benefit withdrawal

Bajaj Auto Ltd on Monday said due to withdrawal of the indexation benefit and change in tax rate, the accounting provision for deferred tax on investment income needs to be restated. The Finance No.2 Act, 2024 has withdrawn the indexation benefit on long-term capital gains (LTCG) on debt mutual funds which were purchased prior to 1 April 2023. (ET)

IndusInd Bank gets RBI nod to set up mutual fund asset management business

IndusInd Bank has received the Reserve Bank of India's (RBI's) nod to set up a mutual fund asset management business. It will be a wholly-owned subsidiary, the bank said in its filing to the exchanges on Monday. RBI has also allowed the private sector lender to infuse equity capital in the asset management subsidiary, the filing said. (ET)

Economy

Company registrations dip 11% in July, LLPs' rise 21%

Company registrations declined almost 11% year-on-year in July, after a 12% increase in the previous month, showed corporate affairs ministry data. An official attributed the fall to an unfavourable base effect. A total of 14,887 companies, including foreign firms, were registered in July, against 16,698 a year ago, With this, company registrations saw year-on-year decline in three out of the first four months of this financial year, after a surge to record levels in 2023-14. (ET)

One Nation, One Location! Road Ministry targets integration of transportation

The road transport and highways ministry plans to build public transport and terminal infrastructure across India to centralise all transportation systems, including roadways, railways, airways, waterways and ropeways, into a single location to streamline passenger experience and significantly enhance convenience for users. (ET)

International

Seven & i shares give up some gains after Couche-Tard bid

Shares of Japan's Seven & i Holdings fell by almost 6% in morning trade on Tuesday, giving up some of their gains from the previous day, when they surged on news of a takeover proposal from Canada's Alimentation Couche-Tard. While the value of the offer has not been disclosed, it would make the 7-Eleven owner the largest-ever Japanese target of a foreign buyout.(Inv)

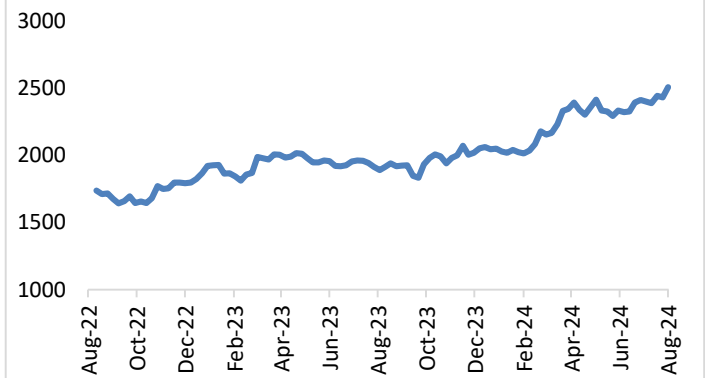
Top 5 Nifty Gainers	19-Aug	16-Aug	Var(%)
HINDALCO	659	634	3.9%
BPCL	344	333	3.4%
SHRIRAMFIN	3076	2982	3.2%
TATASTEEL	154	150	3.0%
LTIM	5676	5564	2.0%
Top 5 Nifty Losers	19-Aug	16-Aug	Var(%)
M&M	2765	2840	-2.7%
INDUSINDBK	1348	1364	-1.2%
BAJAJ-AUTO	9771	9888	-1.2%
AXISBANK	1153	1167	-1.2%
SBILIFE	1672	1689	-1.0%

BSE Index Watch	Last	1 day	1 wk	1 mth	1 yr
SENSEX	80425	0.0%	0.9%	-0.2%	23.8%
MIDCAP	47645	0.5%	1.0%	3.0%	57.4%
SMLCAP	54573	1.3%	1.8%	4.0%	54.7%
AUTO	57330	-0.9%	0.2%	1.5%	63.3%
BANKEK	57424	-0.4%	-0.1%	-4.6%	16.7%
Capital Goods	72813	0.0%	0.4%	1.7%	68.7%
FMCG	22659	0.4%	0.5%	2.7%	22.0%
Health Care	41413	0.6%	0.8%	8.5%	49.0%
IT	41900	0.8%	5.2%	3.2%	35.6%
METAL	31541	2.3%	1.6%	0.1%	50.1%
Oil & Gas	32448	1.8%	2.1%	5.3%	72.5%
Power	8281	0.6%	-0.1%	7.4%	94.5%
Realty	8201	0.1%	2.7%	-4.2%	93.3%

NSE USD Futures	19-Aug	16-Aug	Var (%)
August Expiry (Rs./\$)	83.86	83.56	0.4%
Sept Expiry (Rs./\$)	83.90	83.81	0.1%
Total Turnover (Rs. Crore)	2657	982	171%

Sectors	TTM PE
Auto	32.72
Auto Ancillary	51.76
Banking	14.58
Engineering	43.56
Cement	76.71
Diamonds & Jewellery	53.16
Housing Finance	24.49
Infrastructure & Const	35.3
Metals-Aluminium	39.51
Metal – Steel	18.85
Oil Expl.	13.46
Pharma	12.91
Power – Gen. Supp.	43.99
Information Tech.	27.16
Sugar	22.53
Telecom Serv. Prov.	79.83
Tyres	26.94

GOLD SPOT (\$/OZ) (Source: BBG)



10 year G-Sec Yield	Current	Previous	Change
US	3.87%	3.87%	0 bps
Japan	0.89%	0.89%	(0) bps
India	6.87%	6.87%	(0) bps
UK	3.92%	3.93%	(0) bps
Libor 3 Mths	5.39%	5.36%	3 bps

Indian Eco Data	Current	Previous	Var(%)
Forex Reserve (US\$ in bn)	654	652	0.3%
Inflation - WPI	2.04%	3.36%	(132) bps
Inflation - CPI	3.54%	5.08%	(154) bps

India GDP	Q4FY24	Q3FY24	Var(%)
Growth	7.76%	8.57%	(81) bps

Monetary Policy	Current	Previous	Change
Repo Rate	6.50%	6.50%	0 bps
Reverse Repo Rate	3.35%	3.35%	0 bps
CRR	4.50%	4.50%	0 bps
O/S Banking System Liquidity (Rs bn)	1657	1659	(1.8)

IIP Growth %	Jun-24	Jun-23	Apr-Feb
IIP	4.2	4.0	5.6
Mining	10.3	7.6	7.6
Manufacturing	2.6	3.5	4.4
Electricity	8.6	4.2	9.2

ADR Price Movement

Company	Price (US\$)	Volume	Previous Day Price	Volume	Variance (%)	No. of Share Per ADR	ADR Price (Rs.)	BSE Price	Variance (%)
Infosys Tech	22.26	5276948	22.01	5219055	1.14%	1	1866.95	1864.80	0.1%
Wipro	6.15	1364402	6.06	1042043	1.49%	1	515.80	519.75	-0.8%
Dr.Reddy's	82.77	150980	81.77	149322	1.22%	1	6941.92	6911.35	0.4%
ICICI Bank	28.02	2603340	28.19	2708002	-0.60%	2	1175.02	1175.90	-0.1%
HDFC Bank	60.27	1787412	60.11	1838893	0.27%	3	1684.95	1631.55	3.3%

GDR's (US\$)

	Prices	Prev. Close	Change	Var %
L&T	42.70	42.50	0.2	0.5%
RIL	70.90	70.00	0.9	1.3%
SBI	96.90	96.50	0.4	0.4%

US Economy Data	Current	Previous
Inflation (%) (YoY)	2.90%	3.00%
Unemployment (%)	4.30%	4.10%

Interest Rate (%)	Current	Previous
Fed Rate	5.50%	5.50%

US GDP	Q1CY24	Q4CY23	Q4CY22
Growth (QoQ Annualized)	2.80%	1.40%	2.60%

China Economy Data	Current	Previous
GDP	4.70%	5.30%
Inflation – CPI (%)	0.50%	0.20%

Economic Calendar

	Date
Indian GDP Data	30 Aug
Indian Inflation Data CPI	12 Sep
Indian Inflation Data WPI	16 Sep
Indian Monetary Policy	09 Oct
India's Industrial Production (IIP)	12 Sep
US Inflation Data	11 Sep
US GDP	30 Aug
US Unemployment Data	16 Sep
US Fed Rate	18 Sep
China GDP	18 Oct
China Inflation Data	9 Sep

Event Update

Name	Date	Purpose
AIA Engineering Ltd.	20-08-2024	Buy Back of Shares
Balkrishna Industries Ltd.	20-08-2024	Rs.4.00 per share(200%)First Interim Dividend
Dr. Lal Pathlabs Ltd.	20-08-2024	Rs.6.00 per share(60%)Interim Dividend
Indo Borax & Chemicals Ltd.	20-08-2024	Rs.1.00 per share(100%)Final Dividend
IRB Infrastructure Developers Ltd.	20-08-2024	Rs.0.10 per share(10%)Interim Dividend
Jeena Sikho Lifecare Ltd.	20-08-2024	Dividend
Mitsu Chem Plast Ltd.	20-08-2024	Rs.0.20 per share(2%)Final Dividend
Omnitex Industries (India) Ltd.	20-08-2024	Rs.8.00 per share(80%)Interim Dividend
PI Industries Ltd.	20-08-2024	Rs.9.00 per share(90%)Final Dividend
PVV Infra Ltd.	20-08-2024	Bonus issue
Rain Industries Ltd.	20-08-2024	Rs.1.00 per share(50%)Interim Dividend
Sanghvi Movers Ltd.	20-08-2024	Rs.6.00 per share(300%)Final Dividend
Sun TV Network Ltd.	20-08-2024	Rs.5.00 per share(100%)Interim Dividend
The Phoenix Mills Ltd.	20-08-2024	Rs.5.00 per share(250%)Final Dividend
Wealth First Portfolio Managers Ltd.	20-08-2024	Dividend
Credo Brands Marketing Ltd.	21-08-2024	Rs.0.50 per share(25%)Final Dividend
Engineers India Ltd.	21-08-2024	Rs.1.00 per share(20%)Final Dividend
Gateway Distriparks Ltd.	21-08-2024	Rs.1.25 per share(12.5%)First Interim Dividend
Hindustan Aeronautics Ltd.	21-08-2024	Rs.13.00 per share(260%)Final Dividend
ISGEC Heavy Engineering Ltd.	21-08-2024	Rs.4.00 per share(400%)Dividend
KPI Green Energy Ltd.	21-08-2024	Rs.0.20 per share(4%)Interim Dividend
Pfizer Ltd.	21-08-2024	Rs.35.00 per share(350%)Final Dividend

Bulk Deal As On 19/08/24

BSE

Security Code	Security Name	Client Name	Deal	Quantity	Price
539661	ACEMEN	GREEN PEAKS ENTERPRISES LLP	B	20000	74.21
531525	ACESOFT	ACE TECHNOLOGIES	S	105000	346
531525	ACESOFT	SHANKAR SHARMA	B	34000	346
538351	AFEL	KAUSHAL HITESHBHAI PARIKH	S	122000	14.28
540829	CHANDRIMA	PACE STOCK BROKING SERVICES PVT LTD	S	12328	29.51
534691	COMCL	RAJEEV PERIWAL	B	60000	36.71
530755	CORNE	URMIL SATISHKUMAR SHAH	B	27921	10.83
531035	ERAAYA	BAL KRISHEN	B	112500	800
522195	FRONTSP	COUNTER CYCLICAL INVESTMENTS PRIVATE LIMITED	S	22754	2125.35
526727	GARNET	VENKATA SUBBARAO BOMMISSETTY	S	75000	36.1
509563	GARWAMAR	MULTIPLIER SHARE & STOCK ADVISORS PRIVATE LIMITED	B	50000	36.95
531723	GATECH	DHRUV GANJI	B	1993622	1.27
540266	GLCL	ASHOK AMRITLAL SHAH	S	55777	23.16
540266	GLCL	KALPESH VINODRAY MEHTA	S	49500	23.16
540266	GLCL	NILAM HIMANSHUKUMAR SONI	S	45965	23.16
540266	GLCL	PARESH DHIRAJLAL SHAH	B	50000	23.16
537709	HANSUGAR	MULTIPLIER SHARE & STOCK ADVISORS PRIVATE LIMITED	S	132474	6.76
543951	INNOVATUS	MINIBOSS CONSULTANCY PRIVATE LIMITED	S	21000	52.92
512405	IPOWER	SYKES AND RAY EQUITIES (INDIA) LIMITED	S	32574	13.08
540953	KENVI	MONIKA SEKHRI	B	868860	6.08
535730	KHOOSURAT	VISAGAR FINANCIAL SERVICES LIMITED	S	10200000	1.15
531328	KRETTOSYS	MULTIPLIER SHARE & STOCK ADVISORS PRIVATE LIMITED	S	1683066	1.29
531328	KRETTOSYS	MULTIPLIER SHARE & STOCK ADVISORS PRIVATE LIMITED	B	136623	1.29
526179	LUDLOWJUT	GUTTIKONDA VARA LAKSHMI	B	212728	128.69
526179	LUDLOWJUT	NISHTHA INVESTMENT & SONSULTANCY SERVICES PRIVATE LIMITED	B	200000	131.85
526179	LUDLOWJUT	SHUBHAM FINANCIAL SERVICES	S	63843	127.91
526179	LUDLOWJUT	SHUBHAM FINANCIAL SERVICES	B	33843	131.47
538895	MIHIKA	BLISSFULBOUNTY AGRI PRIVATE LIMITED	S	67575	22.03
538895	MIHIKA	GANDHI NARENDRABHAI FATECHAND (HUF)	B	55700	22.1
531832	NAGTECH	MULTIPLIER SHARE & STOCK ADVISORS PRIVATE LIMITED	B	100000	32.8
531832	NAGTECH	PARESH DHIRAJLAL SHAH	S	50431	32.8
531832	NAGTECH	PARESH DHIRAJLAL SHAH	B	13017	32.8
531832	NAGTECH	PROGNOSIS SECURITIES PVT. LTD.	S	85000	32.8
511644	OMEGAIN	JAYESHJIVRAJBHAIPRAJAPATI	S	6625	231.67
511644	OMEGAIN	PURV DIPAKKUMAR PATEL	B	5675	229.63
531496	OMKAR	DHRUV C BHANDERI	S	35053	5.19
538742	PANABYTE	AMIT D RAMBHA	S	98000	25.72
538742	PANABYTE	DHEERAJ	B	39886	29.23
538742	PANABYTE	DOCTORVINAYKUMARBOMMIREDDY	S	39200	27.37
538742	PANABYTE	DOCTORVINAYKUMARBOMMIREDDY	B	39200	27.47
538742	PANABYTE	SHARE INDIA SECURITIES LIMITED	S	22763	25.96
538742	PANABYTE	SHARE INDIA SECURITIES LIMITED	B	22763	25.54
538742	PANABYTE	VARSHA AJAY ATHA	S	47151	25.99
532911	PARLEIND	HITENDRA KUMAR JAIN	S	101220	12.11
526773	PRESSURS	SPARK FINANCE	S	1540825	6.41
526773	PRESSURS	SPARK FINANCE	B	1839251	6.37
511557	PROFINC	DILKUSH BAFNA J	B	1100000	1.02
536659	PVVINFRA	ABHISHEK VISHNUDEV MISRA	S	150000	18.67
536659	PVVINFRA	MANBHUPINDER SINGH ATWAL	B	500000	18.67
538452	QUASAR	ROMESH KUMAR GOEL	B	30000	15.08

540259	SHANGAR	HEMALBEN SANJAY SHAH	S	92838	10.09
540259	SHANGAR	HEMALBEN SANJAY SHAH	B	9806	10.08
540786	SHARIKA	ISHAAN TRADEFIN LLP	S	1	20.19
540786	SHARIKA	ISHAAN TRADEFIN LLP	B	532001	20.2
538212	SHARPINV	JIGNESHBHUPENDRARUPARELIYA	B	1881244	0.86
540147	SHASHIJIT	VIKRAMBHAI GOKALBHAI CHAUDHARI	B	1010519	7.22
511493	SHRYDUS	AJIT MANOHAR GURAV	S	99999	18.24
511493	SHRYDUS	N L RUNGTA (HUF)	S	61500	18.17
511493	SHRYDUS	NANDKISHOR SHIVNARAYAN RATHI	B	100000	18.24
533014	SICAGEN	AMI HOLDINGS PRIVATE LIMITED	B	390000	70.25
519566	SIMRAN	MULTIPLIER SHARE & STOCK ADVISORS PRIVATE LIMITED	B	25000	245.15
508905	SMIFS	ASTRA MERCHANDISING PRIVATE LIMITED	S	269509	55.68
508905	SMIFS	PLASMA COMMERCIALS PRIVATE LIMITED	B	269500	55.68
519242	SRDAPRT	ATUL PRATAP SHAH	S	25000	97.9
519242	SRDAPRT	MARWADI CHANDARANA INTERMEDIARIES BROKERS PRIVATE LIMITED	B	10000	97.9
539217	SRESTHA	ASHISH GOYAL .	S	6500000	2.34
540492	STARLENT	DHRUV GANJI	S	270320	126.25
540492	STARLENT	DHRUV GANJI	B	249523	125.72
531039	SWADHATURE	MULTIPLIER SHARE & STOCK ADVISORS PRIVATE LIMITED	S	28349	10.07
542803	VEL	PRIYA KABRA	S	76099	9.12
542803	VEL	VIDHI WASTE RECYCLERS LIMITED	S	50000	9.2
542803	VEL	VIJAYAPRIYA VASUDEVAN	B	70000	9.11
538732	VGCL	SIDDHARTHA BHAIYA	S	121064	79.51
512064	VISVEN	GULSHAN INVESTMENT COMPANY LIMITED	S	25000	54.42
512064	VISVEN	JYOTSNA RAMESHBHAI PATEL	B	10000	54.16
512064	VISVEN	MULTIPLIER SHARE & STOCK ADVISORS PRIVATE LIMITED	S	29000	54.21
512064	VISVEN	MULTIPLIER SHARE & STOCK ADVISORS PRIVATE LIMITED	B	55	56
524661	WELCURE	MINABEN KIRITBHAI SHAH	S	132662	7.33
524661	WELCURE	RUCHIRA GOYAL	B	213099	7.33

NSE

Security Code	Security Name	Client Name	Deal	Quantity	Price
AMJUMBO	A and M Jumbo Bags Ltd	ANSHU MISHRA	SELL	248000	18.85
AMJUMBO	A and M Jumbo Bags Ltd	KAUSHAL HITESHBAI PARIKH	BUY	184000	18.85
AMJUMBO	A and M Jumbo Bags Ltd	THAKAR JITAL ASHISH	BUY	80000	20.26
AESTHETIK	Aesthetik Engineers Ltd	MULTIPLIER SHARE & STOCK ADVISORS PRIVATE LIMITED	BUY	130000	121.45
DCXINDIA	DCX Systems Limited	UPADHYAYA AJAY SHIV NARAYAN	BUY	1500000	337.95
DESTINY	Destiny Logistics & I Ltd	ADCON CAPITAL SERVICES LIMITED	SELL	192000	31.29
DESTINY	Destiny Logistics & I Ltd	ANANT WEALTH CONSULTANTS PRIVATE LIMITED	SELL	99000	31.05
FOCUS	Focus Lightg	RISHI RAJENDRA SHAH	SELL	379000	94.75
GLOBALPET	Global Pet Industries Ltd	MOONLIGHT CONTINENTAL PRIVATE LIMITED	BUY	51000	103
GLOBALPET	Global Pet Industries Ltd	SAREEN ESTATES PVT LTD	BUY	87000	103
KTL	Kalahridhaan Trendz Ltd	APPU FINANCIAL SERVICES LTD	BUY	93000	40
KTL	Kalahridhaan Trendz Ltd	MULTIPLIER SHARE & STOCK ADVISORS PRIVATE LIMITED	SELL	147000	39.02
KAMOPAINTS	Kamdhenu Ventures Limited	ASHAPURA COMMODITIES	SELL	1900000	38.06
KANDARP	Kandarp Dg Smart Bpo Ltd	HEMENDRA RATILAL MEHTA	BUY	48000	40.26
MAITREYA	Maitreya Medicare Limited	HASHIM MOHAMED YACOOBALI	BUY	34400	217.52
NIRMAN-RE	Nirman Agri Genetics Ltd-	JAYSUKHBHAI THATHAGAR	SELL	13390	85.31
NIRMAN-RE	Nirman Agri Genetics Ltd-	KENIL JAYSUKHBHAI THATHAGAR	SELL	30282	90.25
OSIAHYPER	Osia Hyper Retail Ltd	MULTIPLIER SHARE & STOCK ADVISORS PRIVATE LIMITED	SELL	767561	30.01
DIAMONDYD	Prataap Snacks Limited	RAJESH KUMAR MEHTA	SELL	185000	856.38
PRUDENT	Prudent Corp Adv Ser Ltd	RAMESHCHANDRA CHIMANLAL SHAH	SELL	612400	2450
PRUDENT	Prudent Corp Adv Ser Ltd	SANJAY RAMESHCHANDRA SHAH	SELL	412250	2450.05
PRUDENT	Prudent Corp Adv Ser Ltd	SOCIETE GENERALE	BUY	275000	2450
PRUDMOULI	Prudential Sugars Corp	BIJCO HOLDINGS LTD	SELL	550061	23
PRUDMOULI	Prudential Sugars Corp	CHADALAWADA SUCHARITHA	SELL	500000	20.01
PRUDMOULI	Prudential Sugars Corp	EMERALD COMMERCIAL LIMITED	BUY	485345	20
SATECH	S A Tech Software India L	ROHAN GUPTA	BUY	76000	133.61
SATECH	S A Tech Software India L	SUDH INVESTMENTS PVT. LTD	SELL	70000	134
SHRIRAMFIN	Shriram Finance Limited	BOFA SECURITIES EUROPE SA	BUY	296373	2981.5
SHRIRAMFIN	Shriram Finance Limited	MARSHALL WACE INVESTMENT STRATEGIES - EUREKA FUND	SELL	592745	2981.5
SHRIRAMFIN	Shriram Finance Limited	SOCIETE GENERALE	BUY	296372	2981.5
SLONE	Slone Infosystems Limited	SHIVARJUN BYRAPANENI RAO	SELL	28800	141.69
UJJIVANSFB	Ujjivan Small Financ Bank	ARDISIA LIMITED	SELL	17000000	41.11
VINEETLAB	Vineet Laboratories Ltd	MURALI MOHAN KANDULA	SELL	46500	63.06
VISASTEEL	Visa Steel Limited	LOTUS GLOBAL INVESTMENT FUND	SELL	4707122	19.6
VISASTEEL	Visa Steel Limited	VISA INDUSTRIES LIMITED	BUY	5090000	19.6
ZAGGLE	Zaggle Prepa Ocean Ser L	ZUZU SOFTWARE SERVICES LLP	SELL	4899300	361.23

Disclosure:

Research Reports that are published by Nirmal Bang Securities Private Limited (hereinafter referred to as "NBSPL") are for private circulation only. NBSPL is a registered Research Analyst under SEBI (Research Analyst) Regulations, 2014 having Registration no. INH000001766. NBSPL is also a registered Stock Broker with National Stock Exchange of India Limited, BSE Limited, Metropolitan Stock Exchange of India Limited, Multi Commodity Exchange of India Limited and , National Commodity and Derivative Exchange Limited in Capital Market , Equity and Commodities derivatives segments and Currency Derivatives Segment .

NBSPL has other business divisions with independent research teams separated by Chinese walls, and therefore may, at times, have different or contrary views on stocks and markets.

NBSPL or its associates have not been debarred / suspended by SEBI or any other regulatory authority for accessing / dealing in securities Market since last 20 years. NBSPL, its associates or analyst or his relatives do not hold any financial interest (Except Investment) in the subject company. NBSPL or its associates or Analyst do not have any conflict or material conflict of interest at the time of publication of the research report with the subject company. NBSPL or its associates or Analyst or his relatives may or may not hold beneficial ownership of 1% or more in the subject company at the end of the month immediately preceding the date of publication of this research report.

NBSPL or its associates / analyst has not received any compensation / managed or co-managed public offering of securities of the company covered by Analyst during the past twelve months. NBSPL or its associates have not received any compensation or other benefits from the company covered by Analyst or third party in connection with the research report. Analyst has not served as an officer, director or employee of Subject Company. NBSPL / analyst has not been engaged in market making activity of the subject company.

Analyst Certification: The research analysts and authors of these reports, hereby certify that the views expressed in this research report accurately reflects my/our personal views about the subject securities, issuers, products, sectors or industries. It is also certified that no part of the compensation of the analyst(s) was, is, or will be directly or indirectly related to the inclusion of specific recommendations or views in this research. The analyst(s) principally responsible for the preparation of this research report and has taken reasonable care to achieve and maintain independence and objectivity in making any recommendations.

Disclaimer:

The Research Report is for the personal information of the authorized recipient and does not construe to be any investment, legal or taxation advice. NBSPL is not soliciting any action based upon it. Nothing in the research report shall be construed as a solicitation to buy or sell any security or product, or to engage in or refrain from engaging in any such transaction. In preparing the research report, we did not take into account the investment objectives, financial situation and particular needs of the reader.

The research report has been prepared for the general use of the clients of NBSPL and must not be copied, either in whole or in part, or distributed or redistributed to any other person in any form. If you are not the intended recipient you must not use or disclose the information in the research report in any way. Though disseminated to all the customers simultaneously, not all customers may receive the research report at the same time. NBSPL will not treat recipients as customers by virtue of their receiving the research report. The research report is not directed or intended for distribution to or use by any person or entity resident in a state, country or any jurisdiction, where such distribution, publication, availability or use would be contrary to law, regulation or which would subject NBSPL & its group companies to registration or licensing requirements within such jurisdictions.

The report is based on the information obtained from sources believed to be reliable, but we do not make any representation or warranty that it is accurate, complete or up-to-date and it should not be relied upon as such. We accept no obligation to correct or update the information or opinions in it. NBSPL or any of its affiliates or employees shall not be in any way responsible for any loss or damage that may arise to any person from any inadvertent error in the information contained in the research report. NBSPL or any of its affiliates or employees do not provide, at any time, any express or implied warranty of any kind, regarding any matter pertaining to this report, including without limitation the implied warranties of merchantability, fitness for a particular purpose, and non-infringement. The recipients of the research report should rely on their own investigations.

This information is subject to change without any prior notice. NBSPL reserves its absolute discretion and right to make or refrain from making modifications and alterations to this statement from time to time. Nevertheless, NBSPL is committed to providing independent and transparent recommendations to its clients, and would be happy to provide information in response to specific client queries.

Before making an investment decision on the basis of research report, the reader needs to consider, with or without the assistance of an adviser, whether the advice is appropriate in light of their particular investment needs, objectives and financial circumstances. There are risks involved in securities trading. The price of securities can and does fluctuate, and an individual security may even become valueless. International investors are reminded of the additional risks inherent in international investments, such as currency fluctuations and international stock market or economic conditions, which may adversely affect the value of the investment. Opinions expressed are subject to change without any notice. Neither the company nor the director or the employees of NBSPL accept any liability whatsoever for any direct, indirect, consequential or other loss arising from any use of the research report and/or further communication in relation to the research report. Here it may be noted that neither NBSPL, nor its directors, employees, agents or representatives shall be liable for any damages whether direct or indirect, incidental, special or consequential including lost revenue or lost profit that may arise from or in connection with the use of the information contained in the research report.

Copyright of this document vests exclusively with NBSPL.

Our reports are also available on our website

Registration granted by SEBI and certification from NISM in no way guarantee performance of NBSPL or provide any assurance of returns to investors.

Nirmal Bang Research (Division of Nirmal Bang Securities Pvt. Ltd.)

B-2, 301/302, Marathon Innova,
Opp. Peninsula Corporate Park
Off. Ganpatrao Kadam Marg
Lower Parel(W), Mumbai-400013
Board No. : 91 22 6723 8000/8001
Fax. : 022 6723 8010